

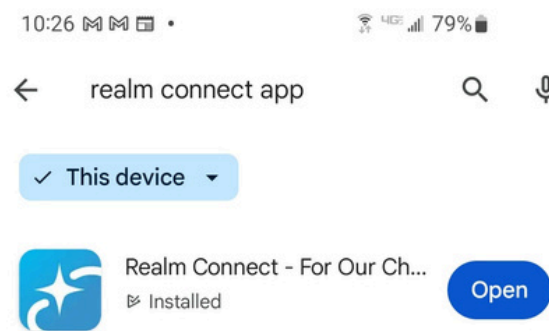

Welcome to Realm:

For our returning parents, you may already have a log in to Realm. For new parents, you will receive an email from St. John's Realm account for you to start your account.

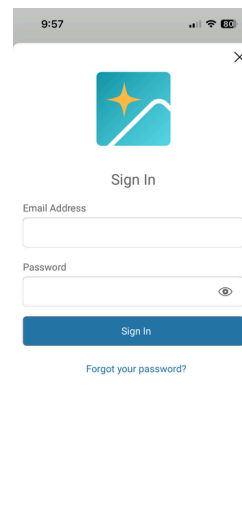

This email will contain a link for you to set a password for your Realm account.

You can access realm from a desktop or through an app on both android and iphone devices.

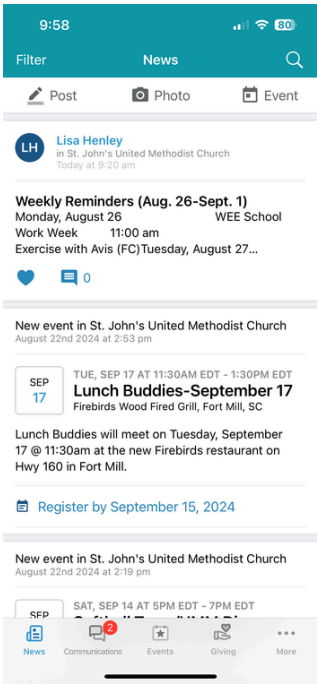
On the app store, the app is REALM Connect. Below you will see the app in both phone types.



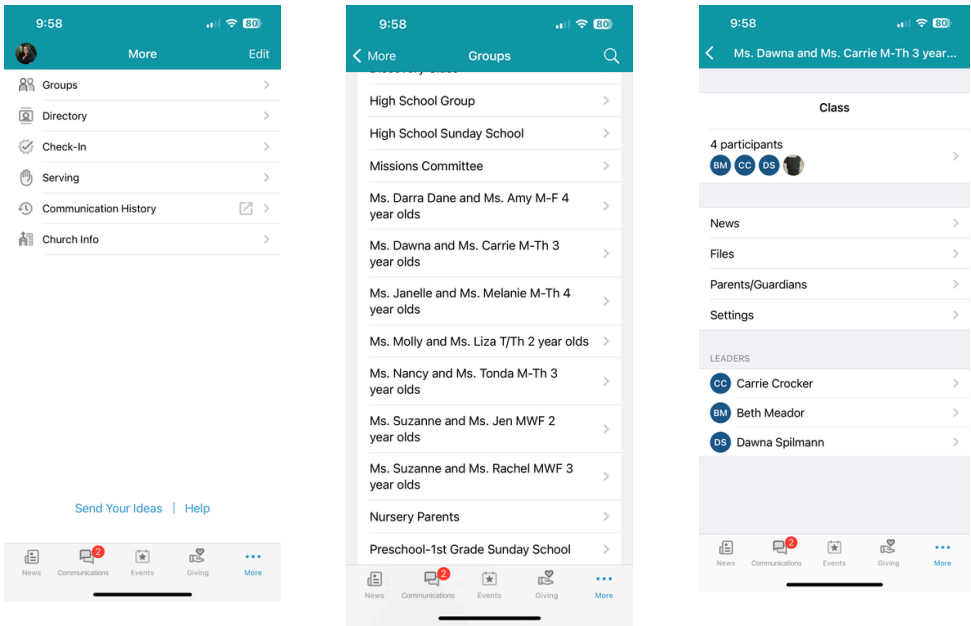
Once you have downloaded the app, you will reach the log in page:



Once logged In, you will start on your newsfeed page. This is the home of all Information pertaining to your children. Any posts made by your children’s teachers, the W.E.E. School, and/or St. John’s UMC that applies to your family will be housed there.

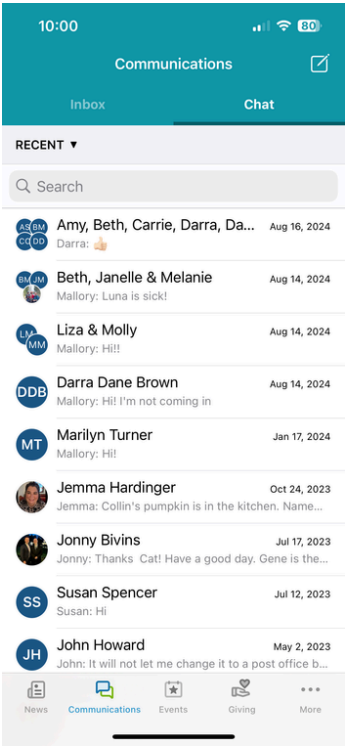
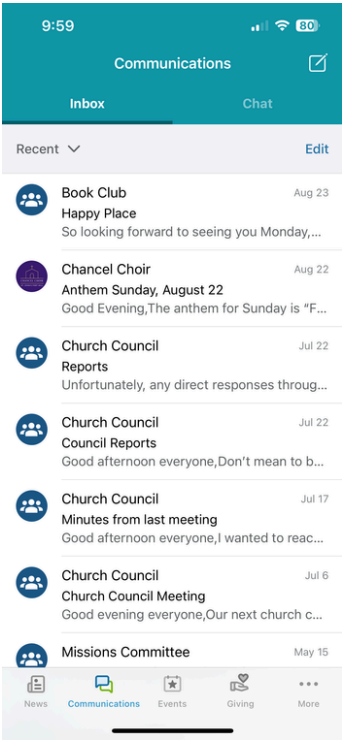


If you need to go to your child’s direct class Information, that Is found under the tab groups:



These classroom pages will have any news, photos, and our files that have been posted by your teacher.

You will also find a communications tab. This has both an Inbox option and a chat option. The Inbox option is used as email. You will receive communication from your teachers as a chat or an email. During the first week of school, a group message will be started including you, the teachers, and the director so you can easily share information, report absences, ask questions, or communicate any concerns throughout the year.



We advise you to turn on notifications so that you do not miss any news from the W.E.E. School and to check the app daily for updates on the school, your child’s classroom, or any other relevant information.

If you’d like to communicate one-on-one with a parent in your child’s class, you can search for them in Realm using the last name listed on the class roster, which you’ll receive from your teacher during the first week of school.